




	Year 3	Year 4	Year 5	Year 6
Arithmetic	Speedy Maths is completed daily by all children. This allows them five minutes to answer up to fifty questions. All questions are taken from the skills outlined in this progression map for the relevant year group. Furthermore, they use Times Table Rockstars to embed their fluency and accuracy of times tables applicable to their year group.			
Place Value	<ul style="list-style-type: none"> Count from 0 in multiples of 4, 8, 50 and 100; find 10 or 100 more or less than a given number compare and order numbers up to 1000 identify, represent and estimate numbers using different representations read and write numbers up to 1000 in numerals and in words recognise the place value of each digit in a three-digit number (hundreds, tens, ones) solve number problems and practical problems involving these ideas. Begin to order tenths on a number line. 	<ul style="list-style-type: none"> count backwards through zero to include negative numbers count in multiples of 6, 7, 9, 25 and 1000 find 1000 more or less than a given number order and compare numbers beyond 1000 identify, represent and estimate numbers using different representations read Roman numerals to 100 (I to C) and know that over time, the numeral system changed to include the concept of zero and place value. recognise the place value of each digit in a four-digit number (thousands, hundreds, tens, and ones) round any number to the nearest 10, 100 or 1 000 solve number and practical problems that involve all of the above and with 	<ul style="list-style-type: none"> interpret negative numbers in context, count forwards and backwards with positive and negative whole numbers, including through zero count forwards or backwards in steps of powers of 10 for any given number up to 1 000 000 read, write, order and compare numbers to at least 1 000 000 and determine the value of each digit read, write, order and compare numbers to at least 1 000 000 and determine the value of each digit read Roman numerals to 1000 (M) and recognise years written in Roman numerals read, write, order and compare numbers to at least 1 000 000 and determine the value of each digit round any number up to 1 000 000 to the nearest 10, 100, 1 000, 10 000 and 100 000 solve number problems and practical problems that involve all of the above 	<ul style="list-style-type: none"> use negative numbers in context, and calculate intervals across zero read, write, order and compare numbers up to 10 000 000 and determine the value of each digit read, write, order and compare numbers up to 10 000 000 and determine the value of each digit read, write, order and compare numbers up to 10 000 000 and determine the value of each digit 10 000 000 and determine the value of each digit round any whole number to a required degree of accuracy solve number and practical problems that involve all of the above



		increasingly large positive numbers		
Addition & Subtraction	<ul style="list-style-type: none"> add and subtract numbers mentally, including: <ul style="list-style-type: none"> - a three-digit number and ones - a three-digit number and tens - a three-digit number and hundreds add and subtract numbers with up to three digits, using formal written methods of columnar addition and subtraction estimate the answer to a calculation and use inverse operations to check answers solve problems, including missing number problems, using number facts, place value, and more complex addition and subtraction 	<ul style="list-style-type: none"> add and subtract numbers with up to 4 digits using the formal written methods of columnar addition and subtraction where appropriate estimate and use inverse operations to check answers to a calculation solve addition and subtraction two-step problems in contexts, deciding which operations and methods to use and why 	<ul style="list-style-type: none"> add and subtract numbers mentally with increasingly large numbers add and subtract whole numbers with more than 4 digits, including using formal written methods (columnar addition and subtraction) use rounding to check answers to calculations and determine, in the context of a problem, levels of accuracy solve addition and subtraction multi-step problems in contexts, deciding which operations and methods to use and why 	<ul style="list-style-type: none"> perform mental calculations, including with mixed operations and large numbers use their knowledge of the order of operations to carry out calculations involving the four operations use estimation to check answers to calculations and determine, in the context of a problem, levels of accuracy. solve addition and subtraction multi-step problems in contexts, deciding which operations and methods to use and why Solve problems involving addition, subtraction, multiplication and division


<p>Multiplication & Division</p>	<ul style="list-style-type: none"> count from 0 in multiples of 4, 8, 50 and 100 recall and use multiplication and division facts for the 3, 4 and 8 multiplication tables write and calculate mathematical statements for multiplication and division using the multiplication tables that they know, including for two-digit numbers times one-digit numbers, using mental and progressing to formal written methods write and calculate mathematical statements for multiplication and division using the multiplication tables that they know, including for two-digit numbers times one-digit numbers, using mental and progressing to solve problems, including missing number problems, involving multiplication and division, including positive integer scaling 	<ul style="list-style-type: none"> count in multiples of 6, 7, 9, 25 and 1 000 recall multiplication and division facts for multiplication tables up to 12×12 use place value, known and derived facts to multiply and divide mentally, including: multiplying by 0 and 1; dividing by 1; multiplying together three numbers recognise and use factor pairs and commutativity in mental calculations multiply two-digit and three-digit numbers by a one-digit number using formal written layout recognise and use factor pairs and commutativity in mental calculations solve problems involving multiplying and adding, including using the distributive law to multiply two digit numbers by one digit, integer scaling problems and harder correspondence problems such as n objects are connected to m objects 	<ul style="list-style-type: none"> count forwards or backwards in steps of powers of 10 for any given number up to 1 000 000 multiply and divide numbers mentally drawing upon known facts multiply and divide whole numbers and those involving decimals by 10, 100 and 1000 multiply numbers up to 4 digits by a one- or two-digit number using a formal written method, including long multiplication for two-digit numbers divide numbers up to 4 digits by a one-digit number using the formal written method of short division and interpret remainders appropriately for the context identify multiples and factors, including finding all factor pairs of a number, and common factors of two numbers. know and use the vocabulary of prime numbers, prime factors and composite (non-prime) numbers establish whether a number up to 100 is prime and recall prime numbers up to 19 recognise and use square numbers and cube numbers, and 	<ul style="list-style-type: none"> perform mental calculations, including with mixed operations and large numbers associate a fraction with division and calculate decimal fraction equivalents (e.g. 0.375) for a simple fraction (e.g. $\frac{3}{8}$) multiply multi-digit numbers up to 4 digits by a two-digit whole number using the formal written method of long multiplication divide numbers up to 4-digits by a two-digit whole number using the formal written method of short division where appropriate for the context divide numbers up to 4 digits by a two-digit whole number using the formal written method of long division, and interpret remainders as whole number remainders, fractions, or by rounding, as appropriate for the context use written division methods in cases where the answer has up to two decimal places identify common factors, common multiples and prime numbers use their knowledge of the order of operations to carry out calculations involving the four operations
---	---	---	---	--




	<p>problems and correspondence problems in which n objects are connected to m objects</p>	<ul style="list-style-type: none">estimate and use inverse operations to check answers to a calculation	<p>the notation for squared (²) and cubed (³)</p> <ul style="list-style-type: none">solve problems involving multiplication and division including using their knowledge of factors and multiples, squares and cubessolve problems involving addition, subtraction, multiplication and division and a combination of these, including understanding the meaning of the equals signsolve problems involving multiplication and division, including scaling by simple fractions and problems involving simple rates	<ul style="list-style-type: none">use estimation to check answers to calculations and determine, in the context of a problem, levels of accuracysolve problems involving addition, subtraction, multiplication and division
--	---	---	---	--

<p>Fractions</p>	<ul style="list-style-type: none"> count up and down in tenths recognise, find and write fractions of a discrete set of objects: unit fractions and non-unit fractions with small denominators recognise that tenths arise from dividing an object into 10 equal parts and in dividing one – digit numbers or quantities by 10. recognise and use fractions as numbers: unit fractions and non-unit fractions with small denominators compare and order unit fractions, and fractions with the same denominators recognise and show, using diagrams, equivalent fractions with small denominators add and subtract fractions with the same denominator within one whole (e.g. $\frac{5}{7} + \frac{1}{7} = \frac{6}{7}$) solve problems that involve all of the above 	<ul style="list-style-type: none"> count up and down in hundredths recognise that hundredths arise when dividing an object by one hundred and dividing tenths by ten compare numbers with the same number of decimal places up to two decimal places round decimals with one decimal place to the nearest whole number recognise and show, using diagrams, families of common equivalent fractions recognise and write decimal equivalents of any number of tenths or hundredths recognise and write decimal equivalents to $\frac{1}{4}$; $\frac{1}{2}$; $\frac{3}{4}$ add and subtract fractions with the same denominator find the effect of dividing a one- or two-digit number by 10 and 100, identifying the value of the digits in the answer as ones, tenths and hundredths solve problems involving increasingly harder 	<ul style="list-style-type: none"> recognise and use thousandths and relate them to tenths, hundredths and decimal equivalents compare and order fractions whose denominators are all multiples of the same number read, write, order and compare numbers with up to three decimal places round decimals with two decimal places to the nearest whole number and to one decimal place identify, name and write equivalent fractions of a given fraction, represented visually, including tenths and hundredths read and write decimal numbers as fractions (e.g. $0.71 = \frac{71}{100}$) recognise and use thousandths and relate them to tenths, hundredths and decimal equivalents recognise the per cent symbol (%) and understand that per cent relates to “number of parts per hundred”, and write percentages as a fraction with denominator 100 as a decimal fraction add and subtract fractions with different denominators and multiples of the same number recognise mixed numbers and improper fractions and convert from one form to the other and 	<ul style="list-style-type: none"> compare and order fractions, including fractions >1 identify the value of each digit in numbers given to three decimal places solve problems which require answers to be rounded to specified degrees of accuracy use common factors to simplify fractions; use common multiples to express fractions in the same denomination associate a fraction with division and calculate decimal fraction equivalents (e.g. 0.375) for a simple fraction (e.g. $\frac{3}{8}$) recall and use equivalences between simple fractions, decimals and percentages, including in different contexts. add and subtract fractions with different denominators and mixed numbers, using the concept of equivalent fractions multiply simple pairs of proper fractions, writing the answer in its simplest form (e.g. $\frac{1}{4} \times \frac{1}{2} = \frac{1}{8}$) multiply one-digit numbers with up to two decimal places by whole numbers
------------------	--	---	--	--

		<p>fractions to calculate quantities, and fractions to divide quantities, including non-unit fractions where the answer is a whole number</p> <ul style="list-style-type: none"> • solve simple measure and money problems involving fractions and decimals to two decimal places. 	<p>write mathematical statements > 1 as a mixed number (e.g. $\frac{2}{5} + \frac{4}{5} = \frac{6}{5} = 1\frac{1}{5}$)</p> <ul style="list-style-type: none"> • multiply proper fractions and mixed numbers by whole numbers, supported by materials and diagrams • solve problems involving numbers up to three decimal places • solve problems which require knowing percentage and decimal equivalents of $\frac{1}{2}, \frac{1}{4}, \frac{1}{5}, \frac{2}{5}, \frac{4}{5}$ and those with a denominator of a multiple of 10 or 25. 	<ul style="list-style-type: none"> • divide proper fractions by whole numbers (e.g. $\frac{1}{3} \div 2 = \frac{1}{6}$) • multiply one-digit numbers with up to two decimal places by whole numbers • multiply and divide numbers by 10, 100 and 1000 where the answers are up to three decimal places • identify the value of each digit to three decimal places and multiply and divide numbers by 10, 100 and 1000 where the answers are up to three decimal places • associate a fraction with division and calculate decimal fraction equivalents (e.g. 0.375) for a simple fraction (e.g. $\frac{3}{8}$) • use written division methods in cases where the answer has up to two decimal places
--	--	---	--	--




<p>Measurement</p>	<ul style="list-style-type: none"> compare durations of events, for example to calculate the time taken by particular events or tasks estimate and read time with increasing accuracy to the nearest minute; record and compare time in terms of seconds, minutes, hours and o'clock; use vocabulary such as a.m./p.m., morning, afternoon, noon and midnight measure, compare, add and subtract: lengths (m/cm/mm); mass (kg/g); volume/capacity (l/ml) measure the perimeter of simple 2-D shapes add and subtract amounts of money to give change, using both £ and p in practical contexts tell and write the time from an analogue clock, including using Roman numerals from I to XII, and 12-hour and 24-hour clocks know the number of seconds in a minute and the number of days in 	<ul style="list-style-type: none"> estimate, compare and calculate different measures, including money in pounds and pence estimate, compare and calculate different measures, including money in pounds and pence measure and calculate the perimeter of a rectilinear figure (including squares) in centimetres and metres find the area of rectilinear shapes by counting squares read, write and convert time between analogue and digital 12 and 24-hour clocks solve problems involving converting from hours to minutes; minutes to seconds; years to months; weeks to days convert between different units of measure (e.g. kilometre to metre; hour to minute) read, write and convert time between analogue and digital 12 and 24-hour clocks solve problems involving converting from hours to minutes; minutes to seconds; years to months; weeks to days 	<ul style="list-style-type: none"> calculate and compare the area of squares and rectangles including using standard units, square centimetres (cm²) and square metres (m²) and estimate the area of irregular shapes (also included in measuring) estimate volume (e.g. using 1 cm³ blocks to build cubes and cuboids) and capacity (e.g. using water) use all four operations to solve problems involving measure (e.g. length, mass, volume, money) using decimal notation including scaling. measure and calculate the perimeter of composite rectilinear shapes in centimetres and metres calculate and compare the area of squares and rectangles including using standard units, square centimetres (cm²) and square metres (m²) and estimate the area of irregular shapes solve problems involving converting between units of time convert between different units of metric measure (e.g. kilometre and metre; centimetre and metre; centimetre and millimetre; gram and kilogram; litre and millilitre) solve problems involving converting between units of time 	<ul style="list-style-type: none"> calculate, estimate and compare volume of cubes and cuboids using standard units, including centimetre cubed (cm³) and cubic metres (m³), and extending to other units such as mm³ and km³. solve problems involving the calculation and conversion of units of measure, using decimal notation up to three decimal places where appropriate recognise that shapes with the same areas can have different perimeters and vice versa calculate the area of parallelograms and triangles calculate, estimate and compare volume of cubes and cuboids using standard units, including cubic centimetres (cm³) and cubic metres (m³), and extending to other units [e.g. mm³ and km³]. recognise when it is possible to use formulae for area and volume of shapes use, read, write and convert between standard units, converting measurements of length, mass, volume and time from a smaller unit of measure to a larger unit, and vice versa,
--------------------	--	---	---	---



	each month, year and leap year		<ul style="list-style-type: none">understand and use equivalences between metric units and common imperial units such as inches, pounds and pints	<p>using decimal notation to up to three decimal places</p> <ul style="list-style-type: none">solve problems involving the calculation and conversion of units of measure, using decimal notation up to three decimal places where appropriateconvert between miles and kilometres
--	--------------------------------	--	---	---

<p>Geometry</p>	<ul style="list-style-type: none"> draw 2-D shapes and make 3-D shapes using modelling materials; recognise 3-D shapes in different orientations and describe them recognise angles as a property of shape or a description of a turn identify right angles, recognise that two right angles make a half-turn, three make three quarters of a turn and four a complete turn; identify whether angles are greater than or less than a right angle identify horizontal and vertical lines and pairs of perpendicular and parallel lines 	<ul style="list-style-type: none"> identify lines of symmetry in 2-D shapes presented in different orientations complete a simple symmetric figure with respect to a specific line of symmetry compare and classify geometric shapes, including quadrilaterals and triangles, based on their properties and sizes identify acute and obtuse angles and compare and order angles up to two right angles by size describe positions on a 2-D grid as coordinates in the first quadrant describe movements between positions as translations of a given unit to the left/right and up/down plot specified points and draw sides to complete a given polygon 	<ul style="list-style-type: none"> identify 3-D shapes, including cubes and other cuboids, from 2-D representations draw given angles, and measure them in degrees ($^{\circ}$) use the properties of rectangles to deduce related facts and find missing lengths and angles <p>distinguish between regular and irregular polygons based on reasoning about equal sides and angles</p> <ul style="list-style-type: none"> know angles are measured in degrees: estimate and compare acute, obtuse and reflex angles <p>identify:</p> <ul style="list-style-type: none"> angles at a point and one whole turn (total 360°) angles at a point on a straight line and $\frac{1}{2}$ a turn (total 180°) other multiples of 90° identify, describe and represent the position of a shape following a reflection or translation, using the appropriate language, and know that the shape has not changed 	<ul style="list-style-type: none"> recognise, describe and build simple 3-D shapes, including making nets illustrate and name parts of circles, including radius, diameter and circumference and know that the diameter is twice the radius draw 2-D shapes using given dimensions and angles recognise, describe and build simple 3-D shapes, including making nets compare and classify geometric shapes based on their properties and sizes and find unknown angles in any triangles, quadrilaterals, and regular polygons recognise angles where they meet at a point, are on a straight line, or are vertically opposite, and find missing angles describe positions on the full coordinate grid (all four quadrants) draw and translate simple shapes on the coordinate plane, and reflect them in the axes.
-----------------	---	---	---	--



<p>Algebra</p>	<ul style="list-style-type: none"> • solve problems, including missing number problems, using number facts, place value, and more complex addition and subtraction. • solve problems, including missing number problems, involving multiplication and division, including integer scaling 	<ul style="list-style-type: none"> • Perimeter can be expressed algebraically as $2(a + b)$ where a and b are the dimensions in the same unit. 	<ul style="list-style-type: none"> • use the properties of rectangles to deduce related facts and find missing lengths and angles 	<ul style="list-style-type: none"> • express missing number problems algebraically • find pairs of numbers that satisfy number sentences involving two unknowns • enumerate all possibilities of combinations of two variables • use simple formulae • generate and describe linear number sequences
<p>Ratio & Proportion</p>				<ul style="list-style-type: none"> • solve problems involving the relative sizes of two quantities where missing values can be found by using integer multiplication and division facts • solve problems involving the calculation of percentages [for example, of measures, and such as 15% of 360] and the use of percentages for comparison • solve problems involving similar shapes where the scale factor is known or can be found • solve problems involving unequal sharing and grouping using knowledge of fractions and multiples.



<p>Statistics</p>	<ul style="list-style-type: none">• interpret and present data using bar charts, pictograms and tables.• Computing allows for children to create data and bar charts through the use of excel.• solve one-step and two-step questions [e.g. 'How many more?' and 'How many fewer?'] using information presented in scaled bar charts and pictograms and tables.	<ul style="list-style-type: none">• interpret and present discrete and continuous data using appropriate graphical methods, including bar charts and time graphs• solve comparison, sum and difference problems using information presented in bar charts, pictograms, tables and other graphs.	<ul style="list-style-type: none">• complete, read and interpret information in tables, including timetables• solve comparison, sum and difference problems using information presented in a line graph	<ul style="list-style-type: none">• interpret and construct pie charts and line graphs and use these to solve problems. Links to computing where children create these on Excel.• calculate and interpret the mean as an average
-------------------	---	--	--	---